

Quote Request Form

Name: _____

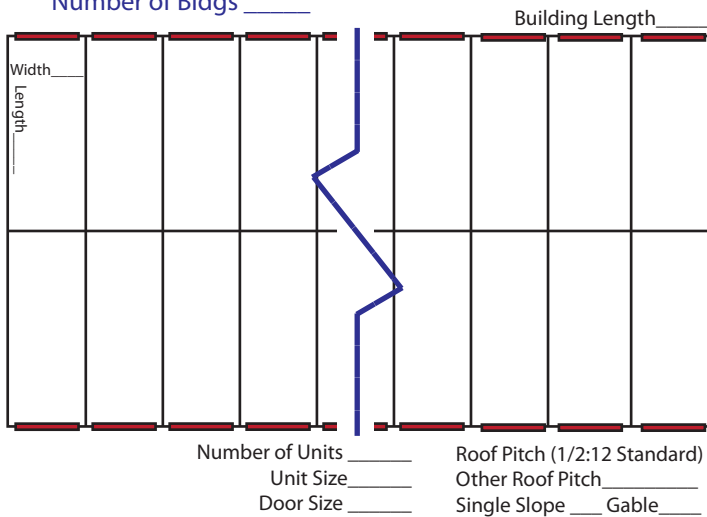
Phone: _____

Email: _____

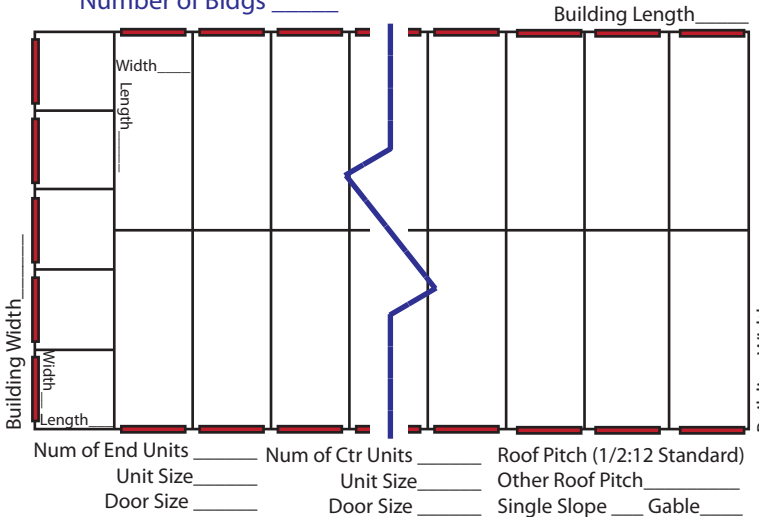
**Fill In & Fax To 303-948-2059
or Call 1-800-486-8415**

Project Zip Code: _____

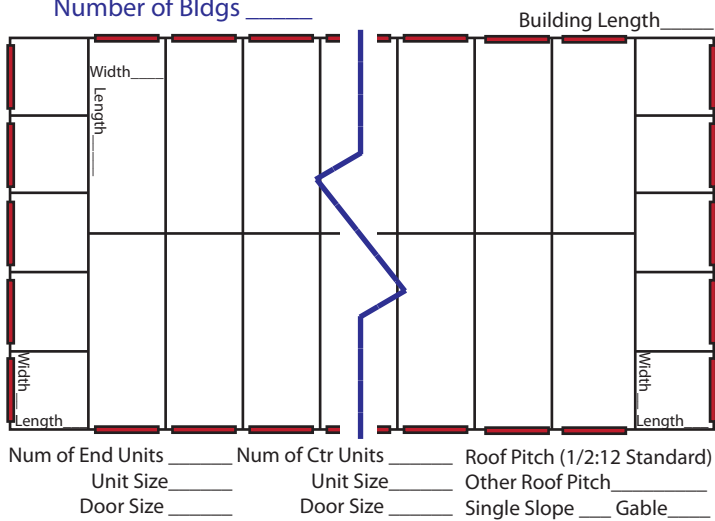
Back To Back Equal Units
Number of Bldgs _____



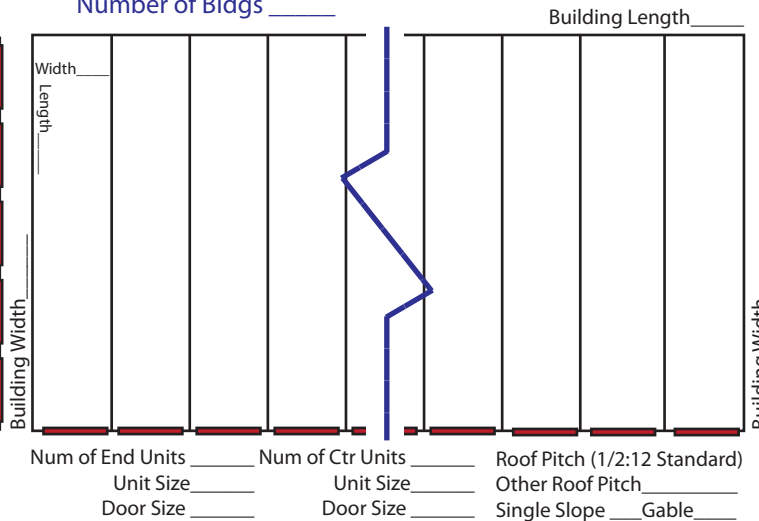
Back To Back Units w/ End Units on One End
Number of Bldgs _____



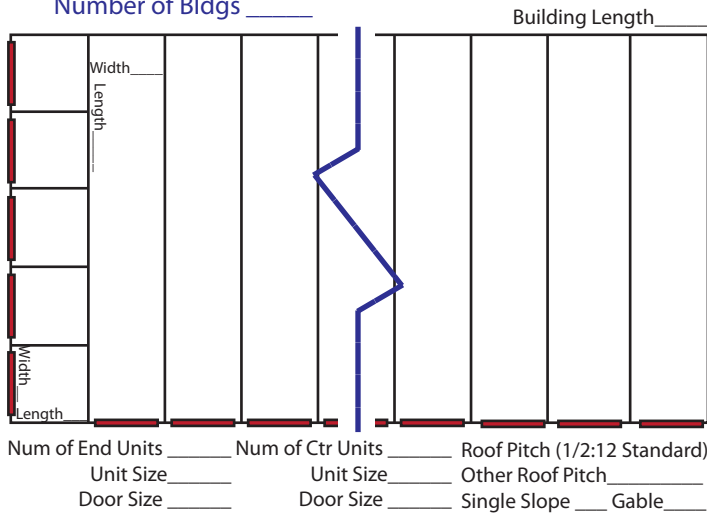
Back To Back Units w/ End Units on Both Ends
Number of Bldgs _____



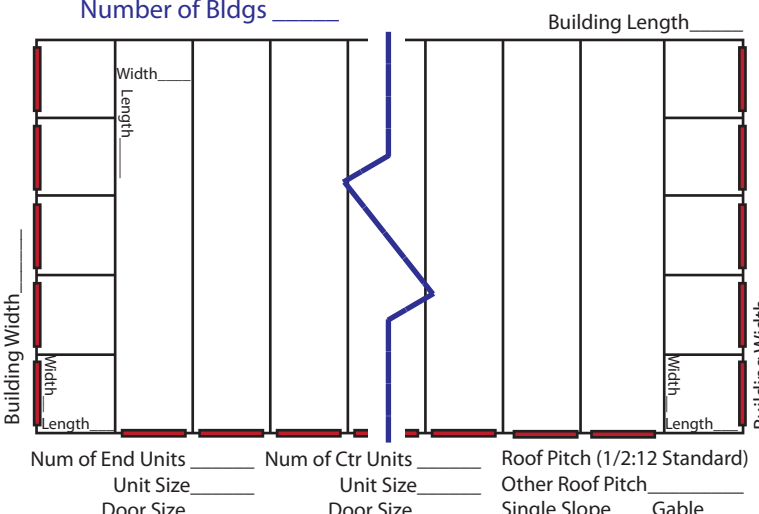
No End Units
Number of Bldgs _____



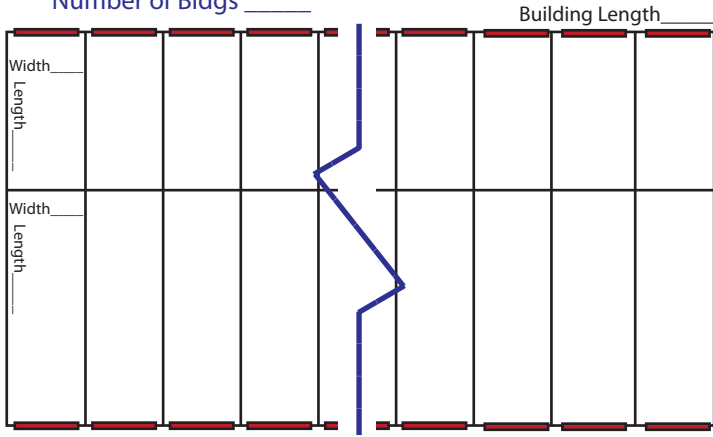
End Units on One End
Number of Bldgs _____



End Units on Both Ends
Number of Bldgs _____

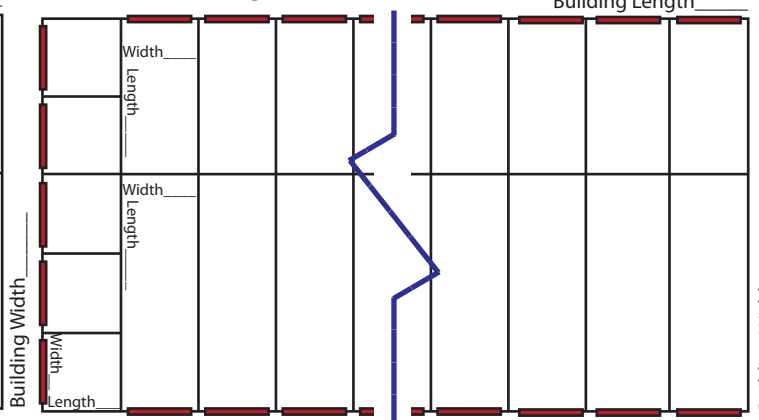


Back To Back Non-Equal Units
Number of Bldgs _____



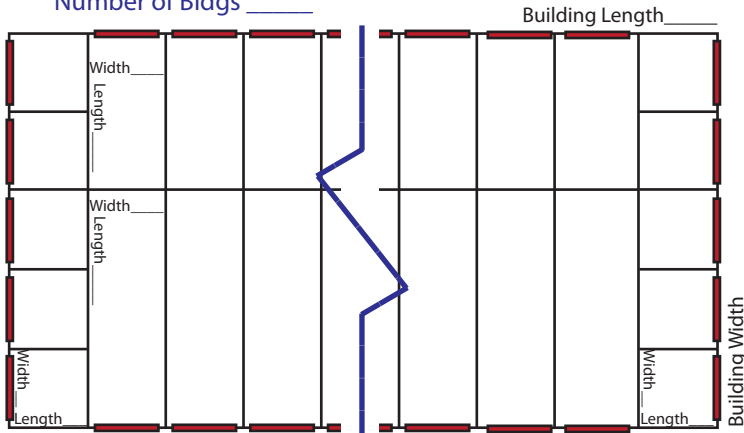
Number of Units _____ Roof Pitch (1/2:12 Standard)
Unit Size (Lg) _____ Other Roof Pitch _____
Unit Size (Sm) _____ Single Slope ___ Gable ___
Door Size _____

Back To Back Non-Equal Units w/ End Units on One End
Number of Bldgs _____



Num of End Units _____ Num of Ctr Units _____ Roof Pitch (1/2:12 Standard)
Unit Size _____ Unit Size (Lg) _____ Other Roof Pitch _____
Door Size _____ Unit Size (Sm) _____ Single Slope ___ Gable ___
Door Size _____

Back To Back Non-Equal Units w/ End Units on Both Ends
Number of Bldgs _____



Num of End Units _____ Num of Ctr Units _____ Roof Pitch (1/2:12 Standard)
Unit Size _____ Unit Size (Lg) _____ Other Roof Pitch _____
Door Size _____ Unit Size (Sm) _____ Single Slope ___ Gable ___
Door Size _____

Roof Insulation: Yes ___ No ___

Gutters & Downspouts: Yes ___ No ___

Standard Doors: _____

High Wind Rated Doors: _____

Notes: _____

Attach a separate drawing for more than 1 custom bldg.

**Fill In & Fax To 303-948-2059
or Call 1-800-486-8415**

Custom Bldg - Please Draw Custom Unit Mix
Number of Bldgs _____



Unit Sizes _____
Door Sizes _____

Roof Pitch (1/2:12 Standard)
Other Roof Pitch _____
Single Slope ___ Gable ___